

Worldwide Fun – 2008 IARU HF World Championship Results

Location, Location, Location . . .

Carl Luetzelschwab, K9LA
k9la@arll.net



What does it take to win a contest? You need a competitive station in your targeted category, you need to be an excellent operator for your targeted mode, and you need to make the commitment to win (aka persistence). These general guidelines almost cover everything. What's left out is the more subtle factor of *Location*.

Most testers know that if you're going to operate from the Caribbean for the CQ World Wide contests, it is extremely helpful to operate from one of the islands on the continent of South America (for example, P4). That's because QSOs from these islands to North America are worth three points, whereas QSOs from the other Caribbean islands (for example, ZF) to North America are only worth two points. This doesn't say you can't win from Caribbean islands like ZF — it's just a lot harder to make up the point differential.

The World HQ Battle

A similar "location" issue occurred in the IARU HF contest, held July 18-19, and it's also tied to the point structure of QSOs. The HQ team at EF8U took advantage of the fact that QSOs from their ITU zone 36 (on the continent of Africa) to the ITU zones on the European continent were worth five points. Those on the European continent working other Europeans in other ITU zones only achieved three points per QSO. The result of this "good" location is shown in Table 1.

The result of the EF8U five-point QSOs is obvious when comparing the number of QSOs and number of multipliers. Although the EM5HQ team nearly doubled the number of QSOs and had approximately 10% more multipliers, the EF8U team beat them in score due to the aforementioned point differential. Congratulations to the EF8U team and to the fine runner-up score of the EM5HQ team.

In the W/VE HQ race, the VA2RAC

W/VE

Single Operator, Mixed Mode, QRP	Score
N0KE	176,505
NX5M	145,044
N8II	81,134
NT4XT	22,797
N0LY	22,144
WK4P	19,950
VE3MGY	14,110
W3AG	10,669
VE9QRP	10,064
W5ESE	4,200

Single Operator, Mixed Mode, Low Power	Score
W5ZL	566,832
NF4A	466,774
N5DO	352,750
NR3X	327,740
W9IU	309,309
VE3XB	247,660
K0HW	193,533
KB9OWD	182,196
VE3FDT	154,445
NR9A	143,226

Single Operator, Mixed Mode, High Power	Score
VY2ZM	2,339,922
K1DG	1,982,916
VE3AT	1,930,480
VE3EJ	1,923,750
K1LZ	1,787,478
W6YI	1,592,388
N5DX	1,389,545
K5ZD	1,365,663
K5NA	1,249,620
K3ZO	1,193,331

Single Operator, Phone Only, QRP	Score
ND0C	36,698
NN7SS	12,270
WB0WVG	3,108
KD0AWW	44
KA1CQR	12
KB2JYZ	4

Single Operator, Phone Only, Low Power	Score
N1UR	456,580
N2QT	348,968
K4AB	268,288
W4SVO	241,200
W3LL	194,814
W4TMN	142,008
VE9CEH	120,864
KA2KON	67,064
N0YO	65,700
W6AFA	49,518

Single Operator, Phone Only, High Power	Score
K5TR	1,085,448
W7WA	862,522
VE7SZ	736,101
K0RH	388,803
W2RDS	286,625
N6CCH	277,200
K5ER	273,105
K1PLX	213,206
W4LT	206,789
N4TCP	206,226

Single Operator, CW Only, QRP	Score
N2WN	97,580
VA3SB	36,985
AA1CA	20,679
N4UB	15,444
W8TM	9,350
KA6SGT	6,525
K3WVP	5,304
K4DZR	4,334
N0TK	2,976
AA4SD	2,430

Single Operator, CW Only, Low Power	Score
K1PT	517,429
VE3NE	490,776
WK2G	370,599
VE1RGB	356,136
W4IX	343,840
N3UA	327,635
WJ9B	316,820
WD4AHZ	290,079
W5EK	275,799
W7YAQ	273,792

Single Operator, CW Only, High Power	Score
K3CR	1,985,360
K3WW	1,289,992
WC1M	1,165,872
VE3DZ	1,105,832
N4AF	1,085,968
WX0B	1,009,611
AA3B	1,004,615
N6RO	980,958
N6TV	979,560
N2IC	911,628

Multioperator	Score
NN3W	1,863,810
NR5M	1,502,380
N0NI	1,395,906
NR4M	1,090,086
VE3JTT	1,080,953
KB1H	1,016,576
W6NV	849,848
W0SD	802,898
W5WMM	647,703
VE7SV	605,226

Worldwide

Single Operator, Mixed Mode, QRP	Score
HG5Y	871,335
US2IZ	236,368
RX1CQ	214,800
OM7DX	201,630
RW3AI	192,736
N0KE	176,505
LY4BF	160,740
NX5M	145,044
N8II	81,134
UY5VA	73,224

Single Operator, Mixed Mode, Low Power	Score
MD0C	1,158,246
RA9DZ	1,055,338
RK9AJZ	963,928
UT2UZ	893,628
ON4CT	843,136
RU9AC	742,840
RK9AX	711,144
S51F	649,080
W5ZL	566,832
UW8SM	565,398

Single Operator, Mixed Mode, High Power	Score
5B4AI	3,748,250
ZD8Z	3,040,433
RG9A	2,818,912
UA9CLB	2,622,636
VY2ZM	2,339,922
RG3K	2,237,348
UP0L	2,231,561
RS3A	2,100,699
ES5RR	1,999,272
K1DG	1,982,916

Single Operator, Phone Only, QRP	Score
HA1WD	198,555
I21JLF	119,808
TI5N	91,620
F5CYS	73,080
PE2KP	51,120
YO2LYN	44,298
ND0C	36,698
RZ6MP	33,756
HF30CUF	30,415
SQ2DYF	29,830

Single Operator, Phone Only, Low Power	Score
D4C	2,595,486
C4W	1,167,572
I22FOS	856,231
EF1W	657,152
ZX2B	588,240
PD1DX	466,488
N1UR	456,580
F5OWT	417,965
I25CML	398,634
G3VAO	350,064

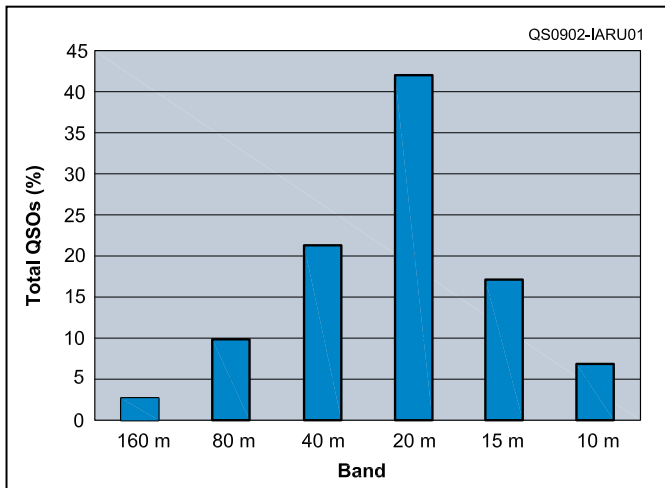
Single Operator, Phone Only, High Power	Score
ZX5J	1,903,066
EA5DFV	1,696,890
KH7B	1,671,502
4L0A	1,577,532
US5D	1,205,775
IR2M	1,175,295
CT3FQ	1,131,347
K5TR	1,085,448
ES5RW	1,070,740
OH0JFP	1,036,949

Single Operator, CW Only, QRP	Score
OK2BYW	499,698
RA9SC	299,727
DF1DX	233,142
UA6LCJ	206,739
YL5W	198,660
UA1CUR	187,110
DL1IM	153,300
RA9JR	148,617
RW0AJ	142,956
UX8ZA	141,636

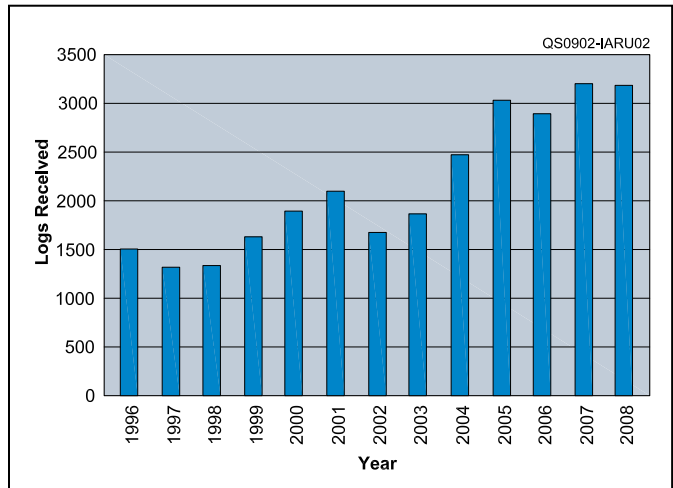
Single Operator, CW Only, Low Power	Score
HG7T	1,259,600
RA9FTM	897,024
OL6P	808,947
RA9AP	788,256
DJ6BQ	751,725
LZ9R	741,370
YT3W	737,880
OG6N	728,973
OK3C	715,660
S52OP	657,720

Single Operator, CW Only, High Power	Score
HC8N	2,283,762
EF3A	2,069,172
DL1IAO	2,027,220
K3CR	1,985,360
OL8M	1,793,610
RX9SA	1,673,606
UP4L	1,635,908
UA9CDV	1,629,684
RK3FA	1,590,994
UA6LV	1,587,024

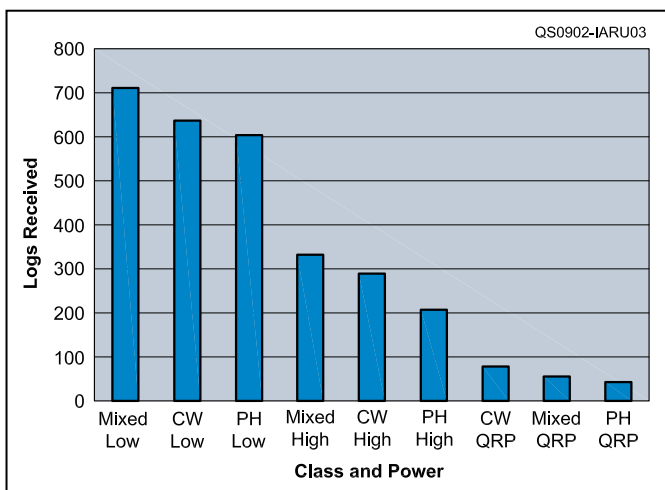
Multi-operator	Score
P33W	5,028,061
CN3A	4,812,974
RT9W	3,759,792
RU1A	2,741,640
HG6N	2,630,034
RK9CWW	2,561,883
OG0A	2,183,134
OG6A	2,074,342
UA9UZZ	1,914,750
NN3W	1,863,810



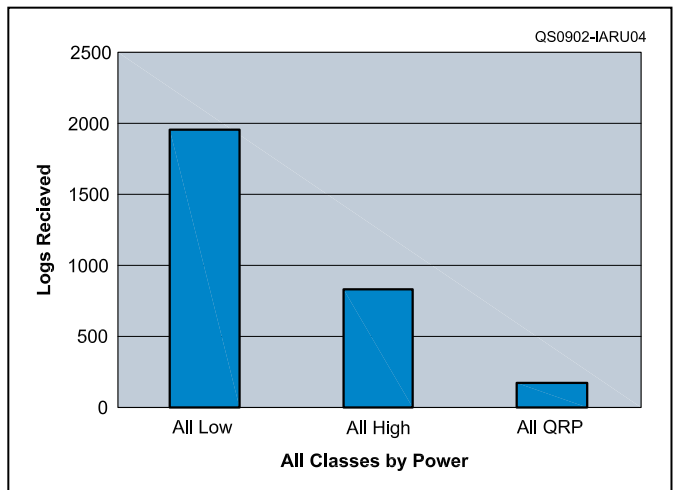
Total QSOs Logged by Band



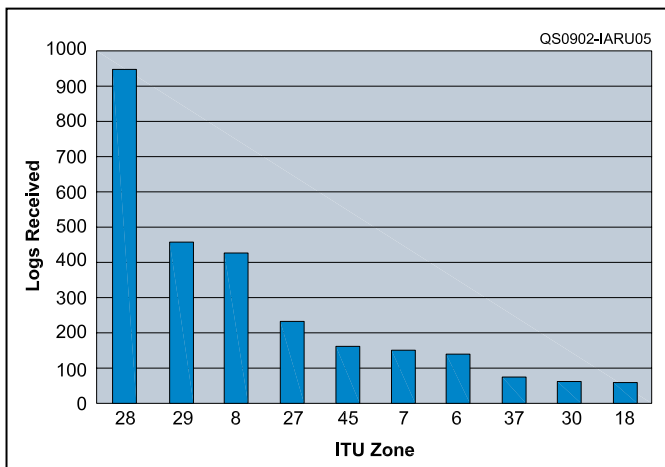
History of Logs Received



2008 Logs by Category



2008 Logs by Power



2008 Logs by ITU Zone



Matthew, FP/W1MAT, shows Jean-Pierre, FP5CJ, some of the features of the FT-817 while operating in Saint Pierre.

Table 1 — A Comparison of HQ First and Second

Station	Score	QSOs	Multipliers
EF8U	22,122,928	11,217	422
EM5HQ	19,354,832	20,300	464

team took top honors. Coming in second was **NU1AW** in the propagation-challenged Upper Midwest state of Minnesota.

The Other Battles

The winners in the Single-Op, Mixed categories for the World were **HG5Y**, From March 2009 QST © ARRL

MD0C and **5B4AI** in QRP, Low Power and High Power, respectively. Similarly, the W/VE winners were **N0KE**, **W5ZL** and **VY2ZM**.

In the Single-Op, Phone-only category, the World winners for QRP, Low Power and High Power were **HA1WD**, **D4C** and

ZX5J, respectively. Likewise for W/VE, the top performers were **ND0C**, **N1UR** and **K5TR**.

In the Single-Op, CW-only races, World first place went to **OK2BYW** for QRP, **HG7T** for Low Power, and **HC8N** for High Power. For W/VE, **N2WN** came out

US and Canada Category Leaders by Region

For Class: A=Single Operator, Mixed Mode; B=Single Operator, Phone Only; C=Single Operator, CW Only; D=Multioperator. For Power: A=QRP; B=Low Power; C=High Power

Northeast Region (New England, Hudson and Atlantic Divisions; Maritime and Quebec Sections)				Southeast Region (Delta, Roanoke and Southeastern Divisions)				Central Region (Central and Great Lakes Divisions; Ontario Section)				Midwest Region (Dakota, Midwest, Rocky Mountain and West Gulf Divisions; Manitoba and Saskatchewan Sections)				West Coast Region (Pacific, Northwestern and Southwestern Divisions; Alberta, British Columbia and NWT Sections)			
Call	Score	Class	Power	Call	Score	Class	Power	Call	Score	Class	Power	Call	Score	Class	Power	Call	Score	Class	Power
W3AG	10,669	A	A	N8II	81,134	A	A	VE3MGY	14,110	A	A	N0KE	176,505	A	A	WA6FGV	110,483	A	B
VE9QRP	10,064	A	A	NT4XT	22,797	A	A	AF9J	1,164	A	A	NX5M	145,044	A	A	K6RAD	55,770	A	B
W1VA3JFF	168	A	A	WK4P	19,950	A	A	W9IU	309,309	A	B	N0LY	22,144	A	A	KD4HXT	45,504	A	B
VE2008VQ	141,772	A	B	KN4Q	108	A	A	VE3XB	247,660	A	B	W5ESE	4,200	A	A	K6GEP	40,356	A	B
N2GM	133,168	A	B	NF4A	466,774	A	B	KB9OWD	182,196	A	B	W5ZL	566,832	A	B	W7QN	25,494	A	B
W3KB	51,282	A	B	NR3X	327,740	A	B	VE3FDT	154,445	A	B	N5DO	352,750	A	B	W6YI	1,592,388	A	C
WA2MCF	26,280	A	B	NY4N	54,460	A	B	VE3XD	119,947	A	B	K0HW	193,533	A	B	VE7CC	964,626	A	C
KA1MDQ	20,800	A	B	W4KAZ	48,090	A	B	VE3AT	1,930,480	A	C	NR9A	143,226	A	B	K6XX	943,520	A	C
VE2008VQ	141,772	A	B	K3XO	46,926	A	B	VE3EJ	1,923,750	A	C	VE4YU	141,030	A	B	K6AM	648,875	A	C
K1DG	1,982,916	A	C	N5DX	1,389,545	A	C	KE9I	497,484	A	C	K5NA	1,249,620	A	C	N6AN	607,005	A	C
K1LZ	1,787,478	A	C	W4AN	1,029,155	A	C	VE3XN	245,291	A	C	W5KFT	1,136,960	A	C	NN7SS	12,270	B	A
K5ZD	1,365,663	A	C	K5KG	956,202	A	C	N2BJ	172,874	A	C	N3BB	1,135,620	A	C	W6AFA	49,518	B	B
K3ZO	1,193,331	A	C	W4PA	931,315	A	C	VE3OX	49,320	B	B	W0EWD	582,159	A	C	N7VPN	21,887	B	B
WB0IWG	3,108	B	A	WO4O	393,824	A	C	W9QL	45,420	B	B	K0OU	394,790	A	C	K16JJW	10,440	B	B
KA1CQR	12	B	A	N2QT	348,968	B	B	KB8UJZ	33,916	B	B	N0DC	36,698	B	A	KW7N	8,704	B	B
KB2JYZ	4	B	A	K4AB	268,288	B	B	W8KNO	26,455	B	B	KD0AWW	44	B	A	WK7P	7,112	B	B
N1UR	456,580	B	B	W4SVO	241,200	B	B	VA3XH	105,468	B	C	N0YO	65,700	B	B	W7WA	862,522	B	C
W3LL	194,814	B	B	W4TMM	142,008	B	B	K9JIG	22,412	B	C	WA0GNC	35,184	B	B	VE7SZ	736,101	B	C
VE9CEH	120,864	B	B	N2ESP	38,151	B	B	KG9N	20,942	B	C	WB0TSR	29,578	B	B	N6CCH	277,200	B	C
KA2KON	67,064	B	B	K5ER	273,105	B	C	W9IIX	16,470	B	C	N0RB	25,650	B	B	K3LL	85,337	B	C
AB2TC	27,786	B	B	W4LT	206,789	B	C	K8ZZU	14,613	B	C	W5TMC	19,305	B	B	N7VF	71,516	B	C
W2RDS	286,625	B	C	N4TCP	206,226	B	C	VA3SB	36,985	C	A	K5TR	1,085,448	B	C	KK6TV	711	C	A
K1PLX	213,206	B	C	NJ2F	118,668	B	C	W8TM	9,350	C	A	K0RH	388,803	B	C	W7YAQ	273,792	C	B
N3ME	86,172	B	C	W4RIS	55,328	B	C	KA6SGT	6,525	C	A	K9MWM	73,797	B	C	AB7E	229,554	C	B
W1CTN	73,112	B	C	N2WN	97,580	C	A	VE3NE	490,776	C	B	KA5BQM	41,890	B	C	K7QQ	157,356	C	B
AJ3T	57,365	B	C	NU4B	15,444	C	A	W1NN	230,688	C	B	W0UVC	32,025	B	C	AA7AX	121,044	C	B
AA1CA	20,679	C	A	K4DZR	4,334	C	A	KV8Q	229,400	C	B	N0TK	2,976	C	A	K6ZH	97,632	C	B
K3WWP	5,304	C	A	AA4SD	2,430	C	A	VE3GSI	198,801	C	B	K10G	2,074	C	A	N6RO	980,958	C	C
AE3J	195	C	A	K1PT	517,429	C	B	K2AAW	112,941	C	B	W5EK	275,799	C	B	N6TV	979,560	C	C
VE1RGB	356,136	C	B	WK2G	370,599	C	B	VE3DZ	1,105,833	C	C	W0ETT	99,461	C	B	VE7XF	271,991	C	C
N8NA	222,156	C	B	W4IX	343,840	C	B	K9NV	820,225	C	C	K10J	89,784	C	B	K7RL	217,100	C	B
K3MQ	142,128	C	B	N3UA	327,635	C	B	W8AV	551,013	C	C	N5AW	84,283	C	B	K4XU	172,425	C	C
K1HT	122,640	C	B	W9JB	316,820	C	B	K8GL	482,220	C	C	N5KWN	79,492	C	B	W6NV	849,848	D	D
W1TO	106,680	C	B	N4AF	1,085,968	C	C	N8BJQ	377,784	C	C	WX0B	1,009,611	C	C	VE7SV	605,226	D	D
K3CR	1,874,507	C	C	N4OGW	819,927	C	C	VE3UTT	1,080,953	D	D	N2IC	911,628	C	C	W6A	229,925	D	D
K3WW	1,284,324	C	C	K0DQ	794,002	C	C	W8MJ	217,365	D	D	K5WA	548,520	C	C	K6LRG	201,057	D	D
WC1M	1,132,382	C	C	N4PN	681,423	C	C	NV8N	146,046	D	D	K0FX	279,045	C	C	N7BV	182,688	D	D
AA3B	905,690	C	C	W4NZ	542,570	C	C	WT8C	114,835	D	D	N5PO	169,850	C	C				
W1ZT	451,754	C	C	NR4M	1,090,086	D	D	AA8LL	37,024	D	D	NR5M	1,502,380	D	D				
NN3W	1,863,810	D	D	W5WMU	647,703	D	D					N0NI	1,395,906	D	D				
KB1H	1,016,576	D	D	K5EK	230,445	D	D					W0SD	802,898	D	D				
K1TTT	599,964	D	D	AC8Y	222,088	D	D					N5WLA	88,320	D	D				
WN3R	416,955	D	D	KA1ARB	194,000	D	D					KD5VVI	30,844	D	D				
W2RDX	266,104	D	D																

Continental Leaders

For Class: A=Mixed Mode, B=Phone Only, C=CW Only, D=Multi-operator. For Power: A=QRP, B=Low, C=High.

Africa				Europe				North America				South America			
Call	Score	Class	Power	Call	Score	Class	Power	Call	Score	Class	Power	Call	Score	Class	Power
ZD8Z	3,040,433	A	C	HG5Y	871,335	A	A	RU1A	2,741,640	D	D	VK2AYD	82,816	C	B
CT95EE	218,364	A	C	US2IZ	236,368	A	A	HG6N	2,630,034	D	D	VK2GR	24,752	C	B
5H3EE	22,176	A	C	RX1CQ	214,800	A	A	OG0A	2,183,134	D	D	VK6AA	492,356	C	C
D4C	2,595,486	B	B	MD0C	1,158,246	A	B	VP9/K9ZO	456,720	A	B	KG6DX	327,960	C	C
3V8ST	164,088	B	B	ON4CT	843,136	A	B	FP/KV1J	77,112	A	B	ZL2BR	252,963	C	C
EA8BZH	17,271	B	B	RG3K	2,237,348	A	C	NP3CW	11,928	A	B	YE1ZAT	441,032	D	D
CT3FQ	1,131,347	B	C	ES5RR	1,999,272	A	C	AL1G	26,130	A	C	ZL2AGY	108,730	D	D
ZS5NK	22,295	B	C	HA1WD	198,555	B	A	Ti5N	91,620	B	A	DU1EV	25,224	D	D
CS95BD	15,196	B	C	IJ1JLF	119,808	B	A	KP2/AA1BU	187,052	B	B	LU1FDU	231,085	A	B
ZS6AA	384,648	C	B	F5CYS	73,080	B	A	WP3GW	29,219	B	B	PT2BW	50,915	A	B
EF8T	152,799	C	B	IZZFOS	856,231	B	B	HP3FTD	11,424	B	B	HK3/IZ0GY	22,940	A	B
EA8DA	131,424	C	B	DF1W	657,152	B	B	KP4JRS	896	B	C	LV5V	324,900	A	C
CT3/DF8AA	872,617	C	C	PD1DX	466,488	B	B	J39BS	250,700	C	B	HCSWW	85,550	A	C
EA8MQ	158,496	C	C	OK2BYW	499,698	C	A	YN2KDJ	213,846	C	B	HK3Q	35,175	A	C
CN3A	4,812,974	D	D	DF1DX	233,142	C	A	CO2WF	24,867	C	B	LV6D	24,120	B	A
Asia				UG6LCJ	206,739	C	A	KL5DX	272,440	C	C	LW3DN	2,697	B	A
RA0AY	36,729	A	A	HG7T	1,259,600	C	A	XE2WWW	22,250	C	C	PY2ZY	1,533	B	A
7N4DNM	6,240	A	A	DL6P	808,947	C	B	V31UB	725,750	D	D	ZX2B	588,240	B	B
RA9DZ	1,055,338	A	B	OL6BQ	751,725	C	B	KL7RA	672,836	D	D	HK3JH	211,300	B	B
RK9AJZ	963,928	A	B	DF3A	2,069,172	C	C	Oceania				PT7CB	41,652	B	B
RU9AC	742,840	A	B	DL1IAO	2,027,220	C	C	VK3TZ	77,616	A	B	ZX5J	1,903,066	B	C
5B4AI	3,748,250	A	C	OL8M	1,793,610	C	C	YE1AA	50,875	A	B	PJ2X	1,012,220	B	C
RG9A	2,818,912	A	C					VK4TT	3,425	A	B	LP1H	939,872	B	C
UA9CLB	2,622,636	A	C					KH7X	1,844,352	A	C	LU7EE	22,425	C	A
JA2MWW	8,880	B	A					K6NF	884,390	A	C	LU8EHR	2,418	C	A
C4W	1,167,572	B	B					YB3MM	151,140	A	C	PY2SEX	69,180	C	B
7Z1SJ	214,320	B	B					YB1TJ	66,720	B	B	PR7AR	57,993	C	B
UA9ACJ	144,336	B	B					DV1JM	38,759	B	B	YV1FM	38,396	C	B
4LOA	1,577,532	B	C					V8AQM	34,566	B	B	HC8N	2,283,762	C	C
JA7NVF	234,438	B	C					KH7B	1,671,502	B	C	LU7HN	1,071,954	C	C
BX5AA	182,450	B	C					WH2DX	254,910	B	C	PY3AU	60,672	C	C
RA9SC	299,727	C	A					VK3EW	28,160	B	C	PS2T	1,716,205	D	D
RA9JR	148,617	C	A					YB0DPO	100,924	C	B	LR2F	1,542,618	D	D
												PW2D	1,415,610	D	D



The antennas at WK4P. The tribander and wire did all the work this time.

on top in QRP, **K1PT** ended up in first for Low Power, and **K3CR** topped the list for High Power.

Finally, the World and W/VE winners for the Multi-Op Class were **P33W** and **NN3W** (**NN3W**, **KD4D**, **N3HBX** at **N3HBX**'s super-station), respectively. Way to go, everyone!

Close Races

The closest race for a first-place award was between **P33W** and **CN3A** in World Multi-Op. **P33W** had a score of 5,028,061, while **CN3A** ended up with a score of 4,812,974. That's a 4.5% difference. **P33W** had 4001 QSOs and 283 multipliers, while **CN3A** had 3596 QSOs and 302 multipliers.

The second-closest race was between **K1PT** and **VE3NE** in W/VE Single-Op CW Low Power. Their scores were separated by 5.4%. **K1PT** had both a higher QSO count and higher multiplier count.

Participation Statistics

The 2008 contest, held July 18-19, had 3185 entries. That didn't break last year's all-time record of 3200 logs, but the shortfall is not bad considering that July 2008 was at rock-bottom with respect to solar minimum between Cycle 23 and Cycle 24. In fact, this number of entries is the second highest in the contest's history.

Over the past decade, the number of logs has been steadily increasing. With the Sun showing signs of increased low-level Cycle 24 solar activity, it is likely that next year's contest will continue this trend and break the 2007 record (assuming the latest prediction for Cycle 24 at www.swpc.noaa.gov/SolarCycle comes true, of course).

From March 2009 QST © ARRL

HQ Report and Administrative Council Report

IARU Headquarters Stations

Call	Score	QSOs	Mults
EF8U	22,122,928	11,217	422
EM5HQ	19,354,832	20,300	464
TM0HQ	19,251,112	17,156	412
GB7HQ	18,850,545	16,816	415
DA0HQ	17,616,885	22,154	429
SN0HQ	16,075,302	16,159	439
9A0HQ	15,615,644	15,156	418
OM8HQ	15,374,016	14,141	434
OL4HQ	15,058,022	13,860	419
E7HQ	13,514,836	13,899	412
*1UxHQ	13,272,402	13,764	403
YT8HQ	12,737,088	12,835	416
S50HQ	12,436,032	12,162	399
OE1A	11,155,940	11,453	398
YR0HQ	11,115,874	11,513	418
HG80HQ	10,997,547	11,065	407
LX0HQ	9,543,820	8,899	355
PH6Q	9,192,632	8,966	356
R0HQ	8,231,816	6,890	328
LZ7HQ	7,565,364	9,031	372
YL4HQ	6,959,304	7,775	348
CS8HQ	6,452,775	7,016	315
LY0HQ	5,358,251	6,746	317
*8NxHQ	4,527,324	9,816	268
EW5HQ	4,361,784	5,679	294
HB9HQ	4,226,166	6,452	306
*BxHQ	3,289,290	4,298	249
OP0HQ	2,915,328	4,232	256
VA2RAC	2,498,076	3,317	252
CX1AA	2,388,159	2,340	249
OZ1HQ	2,252,500	2,950	265
SK9HQ	2,244,200	3,165	245
LR5F	1,838,440	2,031	205
NU1AW	1,646,888	3,798	164
W1AW/9	1,546,695	3,441	171
P40HQ	1,503,293	1,845	187
ES9A	1,392,706	2,544	217
EK0HQ	1,352,180	2,629	194
YV5AJ	1,310,556	1,924	156
ZL6A	858,772	1,339	146
HL0HQ	691,840	1,496	160
EI0HQ	644,427	1,353	193
OY1CT	628,524	1,491	156
LN2HQ	438,872	1,093	136
TI0HQ	426,132	1,070	133
XE1LM	388,395	1,297	105
BV0HQ	368,988	1,385	97
ZF1A	368,805	1,134	115
DX1HQ	326,872	728	104
VR2C	326,714	797	131
OH2HQ	276,241	1,324	67
AT6T	266,877	582	117
CE1HQ	259,378	653	97
TG0AA	84,964	615	44
9M4DXX	45,264	289	46
A35HQ	24,024	215	26
HU0YS	13,920	160	32
ER7HQ	1,320	38	20

*Lower case "x" signifies multiple prefixes used.

Administrative Council Stations

Call	Score	QSO	Mults
K1ZZ	305,440	690	160
XE1KK	223,335	714	105
YV5AMH	158,760	371	105
PB2T	111,777	442	111
HB9JOE	24,832	152	97
PT2ADM	5,372	55	34

You were in good company (and had a lot of competition!) if you didn't own an amplifier or left it off for the weekend festivities. Mixed, Low-Power was the most popular category with 710 logs and CW, Low-Power and Phone, Low-Power weren't too far behind with 637 logs and 605 logs, respectively. The Low Power

Gotta Have More?

Complete IARU results, Score breakdowns and extra features are on the Web! Go to www.arrl.org/contests/results.



Patrick, N9OQT, part of the Multi-op team with his wife Mary, W9MAP.

entries more than doubled the High Power entries. The moral here is to not be afraid to jump into the IARU contest if you don't own an amplifier. Your 100 W will do just fine, so have fun!

Participation Statistics — ITU Zones

Zone 28 (central mainland Europe) ran away with the number of participants this year, more than doubling second place Zone 29 (eastern Europe) and third place Zone 8 (east coast North America). Fifty of the seventy-five ITU zones were represented in this year's contest. Some notable zones without participation this year were Zone 5 (OX), Zone 38 (5A and SU), Zone 51 (P2), and Zone 52 (TR, TN, D2, and 9Q). Let's hope these zones will be on next year, when the sunspot counts should be up.

Next Running

Expect to have fun in the next IARU HF World Championship. Propagation should be better on the higher bands, so start making your plans for the weekend of July 11 and 12, 2009. QST

Strays

I would like to get in touch with..

◇ anyone who has an old QSL card from the original W2OR, Ernest Hufnagel (1909-1997) of Pompton Plains, New Jersey. He was an Elmer to many, PVRC club president and family friend whose call sign I now have the honor to use daily. An old card, or club photograph of Ernie or even a story would be much appreciated. — *Mark Murray, w2or@arrl.net, Life Member, ARRL*

QST congratulates...

◇ ARRL member Jerry Spring, VE6CNU, of Calgary, Alberta, whose ham radio humor book, *Hogwash for Hamsters*, has been published by Trafford Publishing.